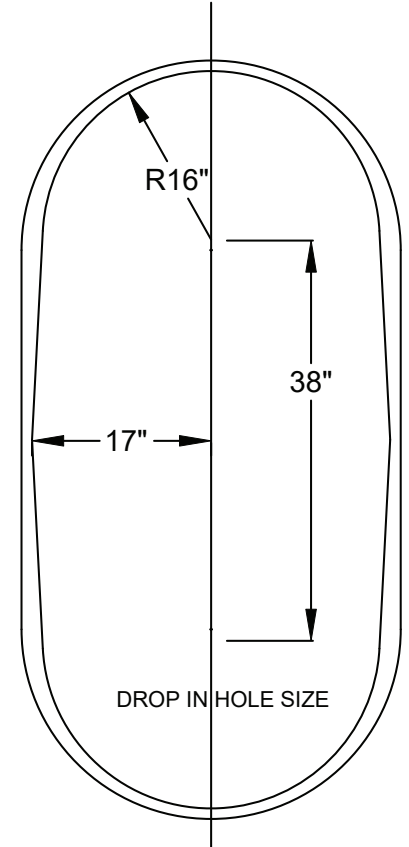
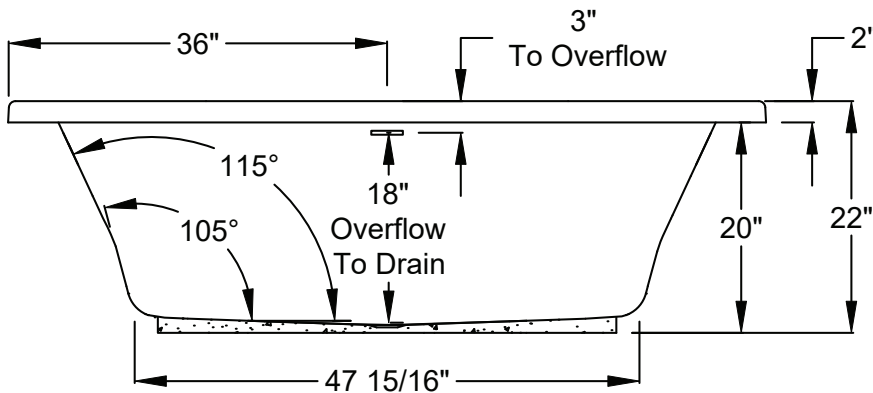
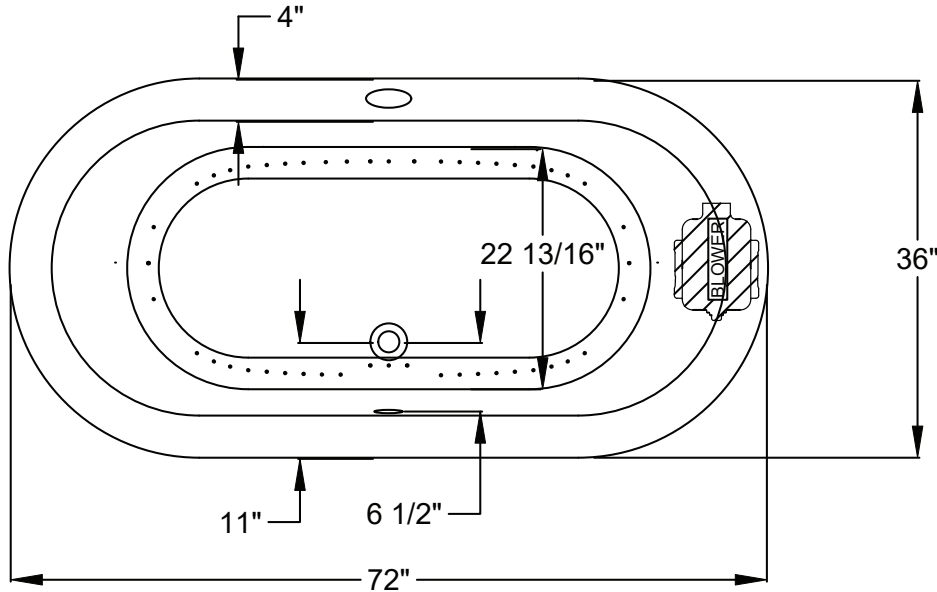




Designer Collection Specifications

AC630

AirMasseur[®]



Note: The blower extends approximately 1" past the end radius of the bath. This requires angling the bath into the drop-in hole.

Patents received or pending.



Includes Linear Overflow Drain Assembly

Note: Dimensional Tolerances: $\pm 1/4"$

Drop-in Hole Size: See Diagram
Operating Capacity: 49 Gal.
Overflow Capacity: 87 Gal.
Floor Loading / sq.ft.: 52.6 lbs.
Carton Wt.: 130 lbs.
Cube: 39.8 ft.³

Construction: Fiberglass reinforced acrylic bath with Level Form[™] full-support base.

We provide products listed with Intertek ETL SEMKO (Edison Testing Laboratories) U.S. and Canadian and with International Association of Plumbing and Mechanical Officials (IAPMO). Consult factory with your listing requirements.

Standard	 <p>A 120V system that includes a 1HP, variable speed blower with integral heater; automatic purge cycle; an electronic control that operates blower and blower speed for continuous, wave, or massage pulse modes; and a 20-minute timer.</p>
Premier	 <p>A 120V system that includes a 1HP, variable speed blower with integral heater; automatic purge cycle; (2) Chromatherapy mood lights; Automatic Ozone System; an digital control that operates blower and blower speed for continuous, wave, or massage pulse modes; enhanced user control options; and a 20-minute timer. Control keypad operates blower and blower speed for continuous, wave, or pulse massage modes, LED Chromatherapy lights, and shows equipment status, and time remaining.</p>