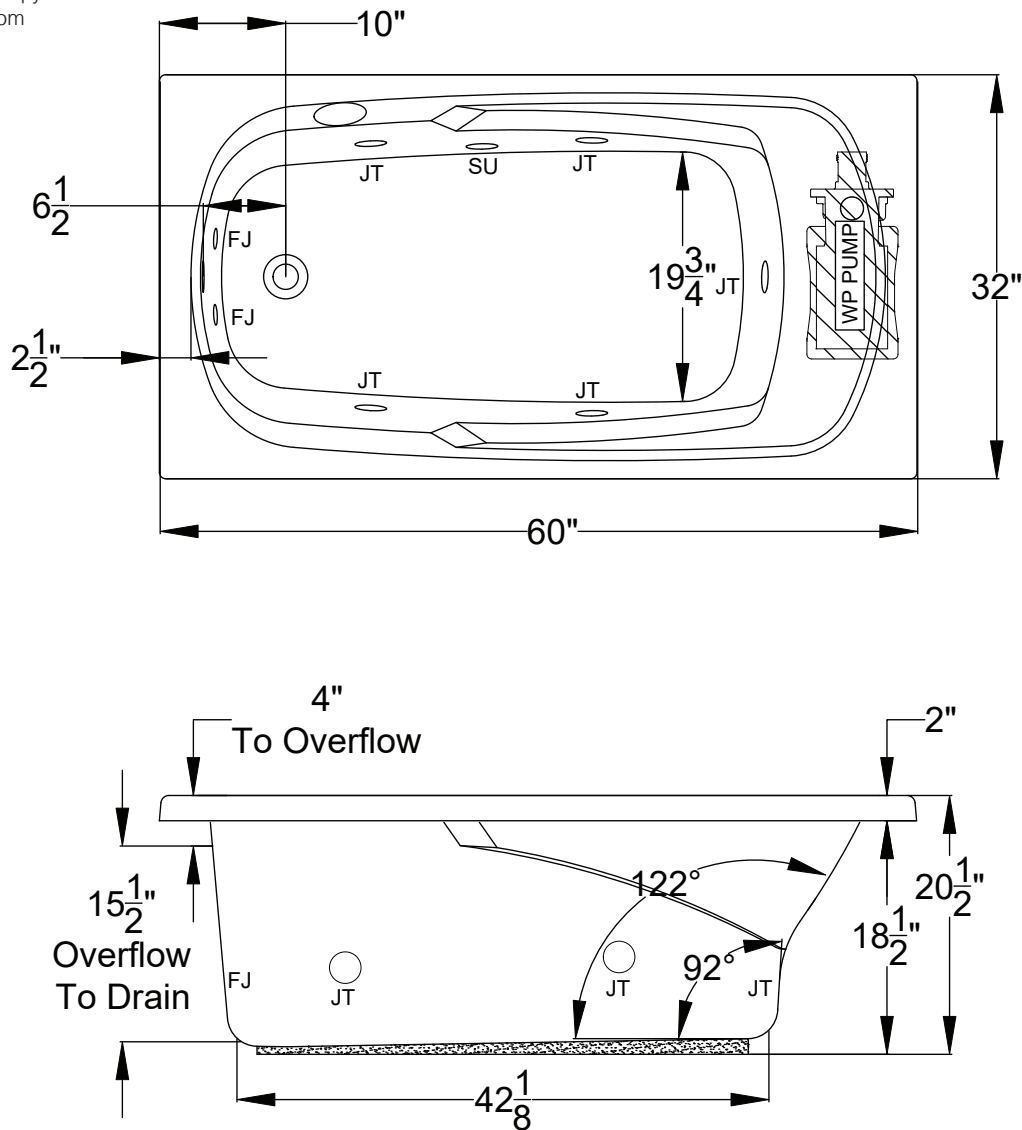




# Designer Collection Specifications

## EC527

### Whirlpool & Soaking



Patents received or pending.

Note: Dimensional Tolerances:  $\pm 1/4"$

**Drop-in Hole Size:** 58" x 30"

**Operating Capacity:** 36 Gal.

**Overflow Capacity:** 58 Gal.



**Floor Loading / sq.ft. (W/S):** 52.1 / 48.6 lbs.

**Carton Wt. (W/S):** 106 / 67 lbs.

**Cube:** 28.1 ft.<sup>3</sup>

**Construction:** Fiberglass reinforced acrylic bath with Level Form™ full-support base.

*We provide products listed with Intertek ETL SEMKO (Edison Testing Laboratories) U.S. and Canadian and with International Association of Plumbing and Mechanical Officials (IAPMO). Consult factory with your listing requirements.*

Standard	 <p>A 120V system that includes a quiet 1-1/2 HP, 1-speed whirlpool pump, an electronic control, and a 20-minute timer. The keypad also operates the optional Jetted Neck Pillow.</p>
Premier	 <p>A 120V system that includes a quiet 1-1/2 HP, 1-speed whirlpool pump, bath heater, (2) Chromatherapy mood lights, Automatic Ozone System, a digital control with LCD display, enhanced user control options, and a 20-minute timer. Control keypad operates the pump, LED Chromatherapy mood lights, optional Jetted Neck Pillow and shows equipment status, and time remaining.</p>