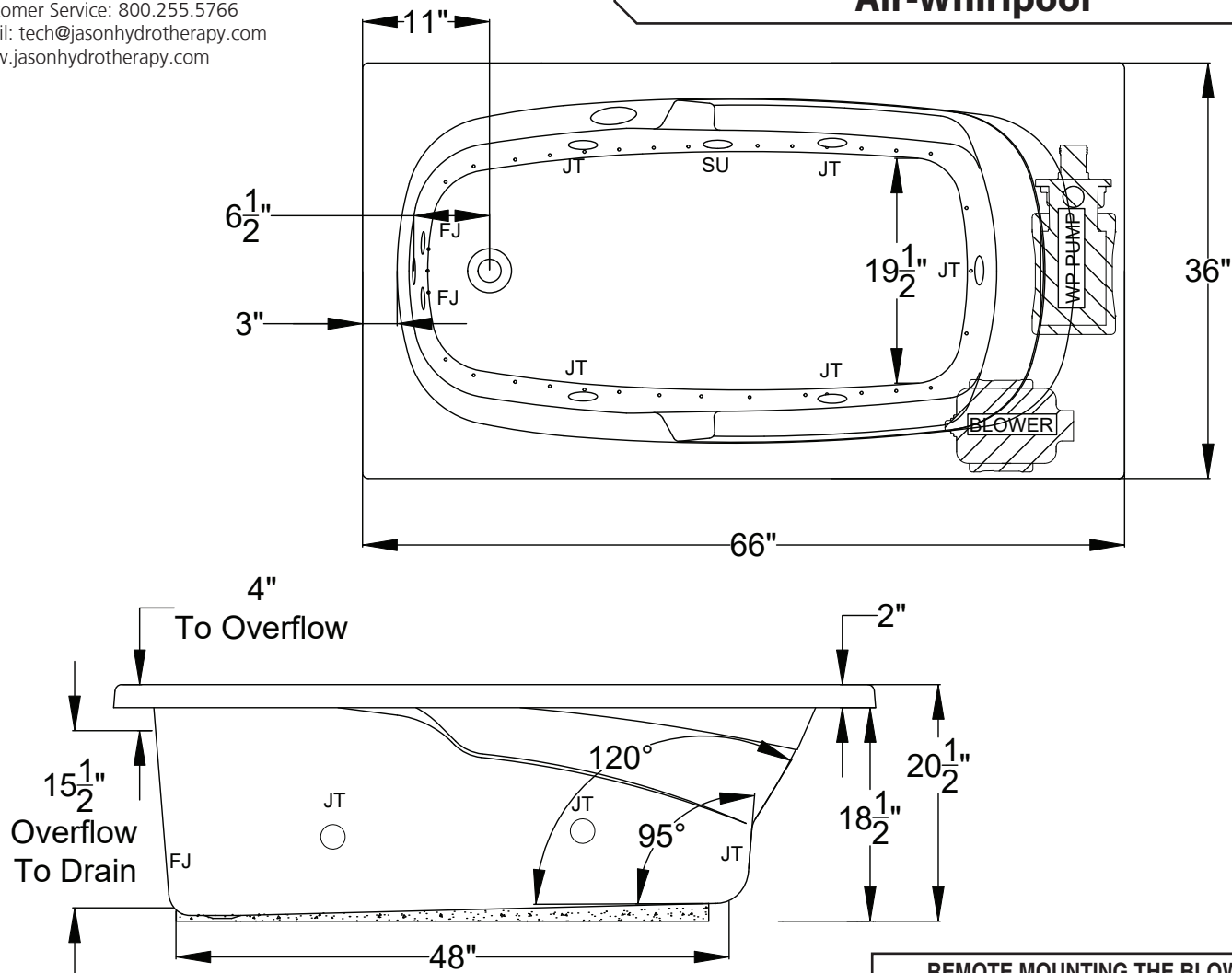


8328 MacArthur Dr. • North Little Rock, AR 72118
501.771.4477 • Fax: 501.771.2333
Customer Service: 800.255.5766
Email: tech@jasonhydrotherapy.com
www.jasonhydrotherapy.com

Designer Collection Specifications

EM553

Air-Whirlpool



Blower must be remote mounted on Air-Whirlpool baths with SK66 skirt.

REMOTE MOUNTING THE BLOWER:
If an extension cord is required, use a minimum 16 AWG cord with a maximum of 20ft length



Patents received or pending.

Note: Dimensional Tolerances: ±1/4"

Drop-in Hole Size: 64" x 34"
Operating Capacity: 39 Gal.
Overflow Capacity: 61 Gal.
Floor Loading / sq.ft.: 48.5 lbs.
Carton Wt.: 165 lbs.
Cube: 34.3 ft.³

Construction: Fiberglass reinforced acrylic bath with Level Form™ full-support base.

We provide products listed with Intertek ETL SEMKO (Edison Testing Laboratories) U.S. and Canadian and with International Association of Plumbing and Mechanical Officials (IAPMO). Consult factory with your listing requirements.

Standard	 <p>A 120V system that includes a quiet 1-1/2 HP, 1-speed whirlpool pump; a 1HP, variable speed air blower with integral air heater; automatic purge cycle; an electronic control that operates the pump, blower and blower speed for continuous, pulse or wave massage modes; and a 20-minute timer. The keypad also operates the optional Jetted Neck Pillow.</p>
Premier	 <p>A 120V system that includes a quiet 1-1/2 HP, 1-speed combination whirlpool pump/heater; a 1HP, variable speed air blower with integral air heater; (2) Chromatherapy Mood Lights; Automatic Ozone System; automatic purge cycle; a digital control with LCD display; and a 20-minute timer. Control keypad operates the pump, blower and blower speed for continuous, pulse or wave massage modes, LED Chromatherapy mood lights, optional jetted neck pillow and shows pump status, blower speed, water temperature and time remaining.</p>