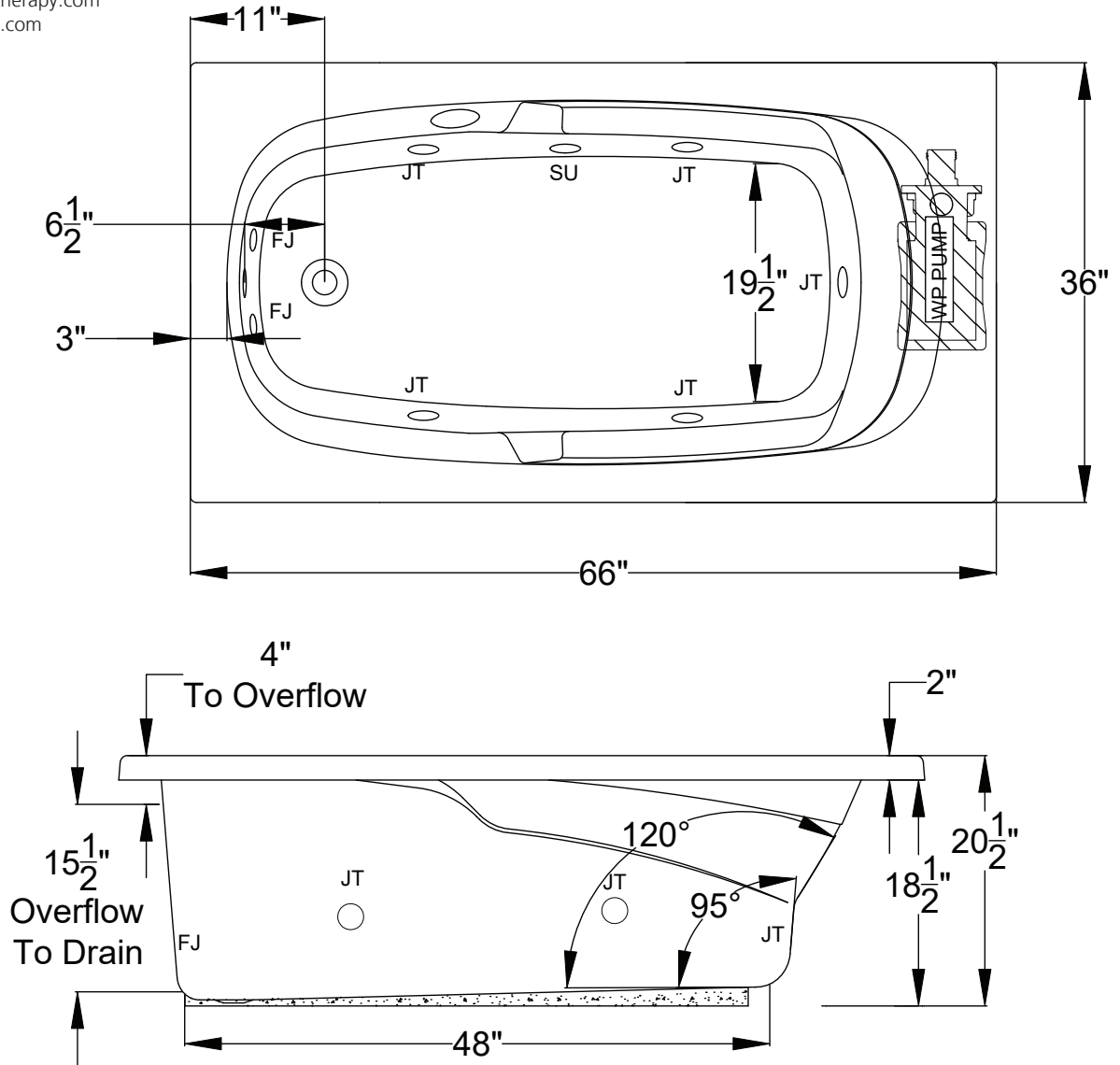




Designer Collection Specifications

EM553

Whirlpool & Soaking





Patents received or pending.

Note: Dimensional Tolerances: $\pm 1/4$ "

Drop-in Hole Size: 64" x 34"
Operating Capacity: 39 Gal.
Overflow Capacity: 61 Gal.
Floor Loading / sq.ft. (W/S): 44.2 / 41.5 lbs.
Carton Wt. (W/S): 108 / 73 lbs.
Cube: 34.3 ft.³

Construction: Fiberglass reinforced acrylic bath
with Level Form[™] full-support base.

We provide products listed with Intertek ETL SEMKO (Edison Testing Laboratories) U.S. and Canadian and with International Association of Plumbing and Mechanical Officials (IAPMO). Consult factory with your listing requirements.

Standard	 <p>A 120V system that includes a quiet 1-1/2 HP, 1-speed whirlpool pump, an electronic control, and a 20-minute timer. The keypad also operates the optional Jetted Neck Pillow.</p>
Premier	 <p>A 120V system that includes a quiet 1-1/2 HP, 1-speed whirlpool pump, bath heater, (2) Chromatherapy mood lights, Automatic Ozone System, a digital control with LCD display, enhanced user control options, and a 20-minute timer. Control keypad operates the pump, LED Chromatherapy mood lights, optional Jetted Neck Pillow and shows equipment status, and time remaining.</p>