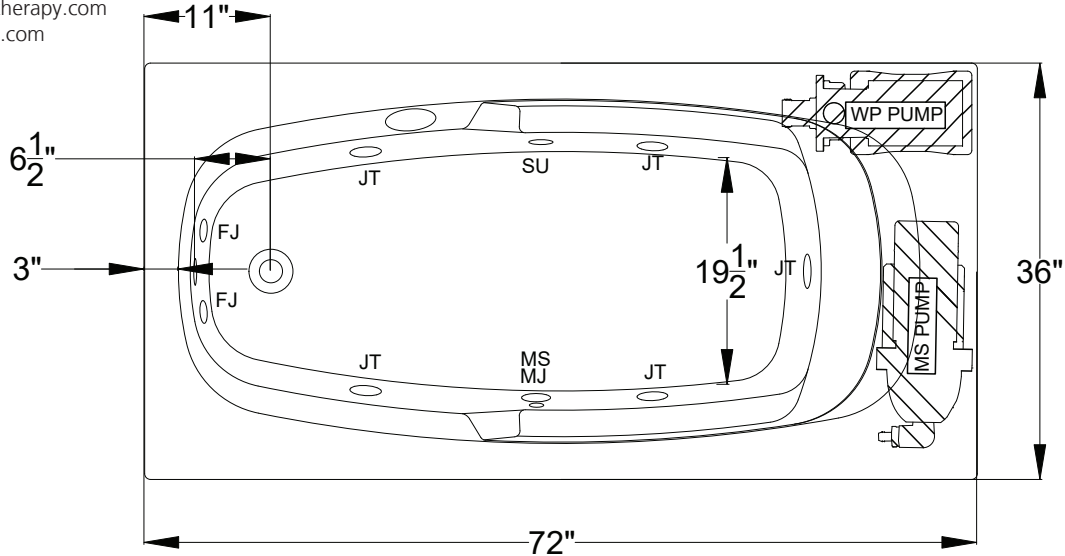


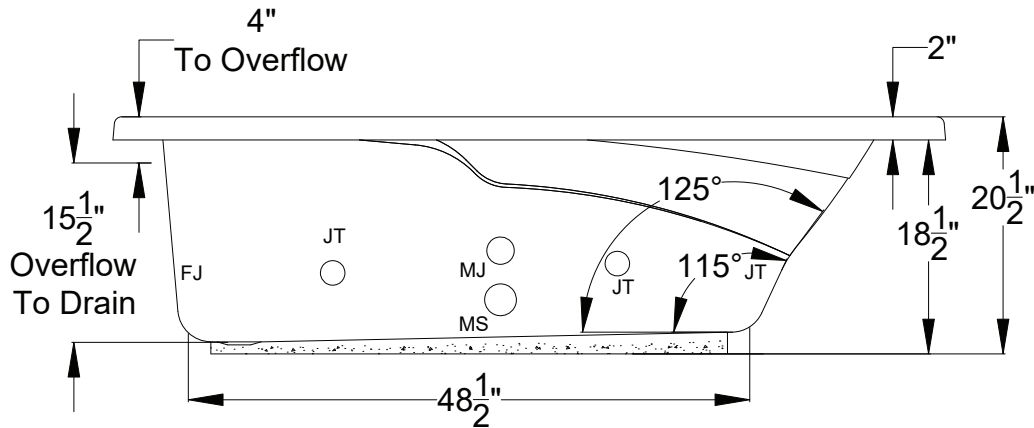
Designer Collection Specifications

EM630

MicroSilk[®] - Whirlpool



Note: Equipment may extend beyond the outside perimeter of the bath. Consult factory for details.





Patents received or pending.

Note: Dimensional Tolerances: $\pm 1/4"$

Drop-in Hole Size: 70" x 34"
Operating Capacity: 45 Gal.
Overflow Capacity: 69 Gal.
Floor Loading / sq.ft.: 46.8 lbs.
Carton Wt.: 149 lbs.
Cube: 37.3 ft.³

Construction: Fiberglass reinforced acrylic bath with Level Form[™] full-support base.

We provide products listed with Intertek ETL SEMKO (Edison Testing Laboratories) U.S. and Canadian and with International Association of Plumbing and Mechanical Officials (IAPMO). Consult factory with your listing requirements.

Standard	 <p>A 120V system that includes a MicroSilk[®] unit; a quiet 1-1/2 HP, 1-speed whirlpool pump; an electronic control; and a 20-minute timer. The keypad also operates the optional Jetted Neck Pillow.</p>
Premier	 <p>A 120V system that includes a MicroSilk[®] unit; a quiet 1-1/2 HP, 1-speed whirlpool pump; bath heater; (2) Chromatherapy mood lights; Automatic Ozone System; a digital control with LCD display; enhanced user control options; and a 20-minute timer. Control keypad operates the MicroSilk[®] and Whirlpool pumps, LED Chromatherapy mood lights, optional Jetted Neck Pillow, and shows equipment status, and time remaining.</p>