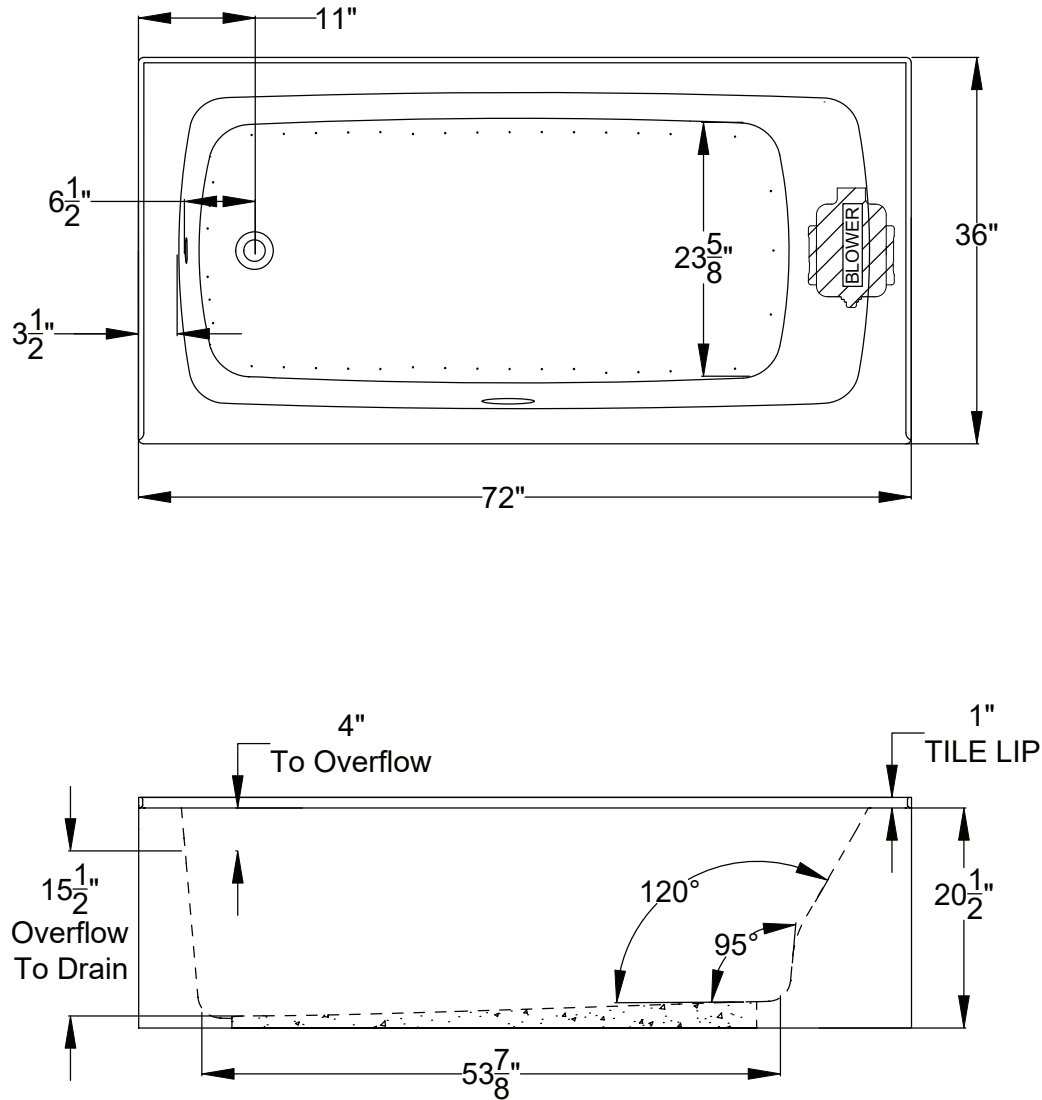




## Designer Collection Specifications

### KT630-SL/SR

#### AirMasseur<sup>®</sup>





Patents received or pending.

Note: Dimensional Tolerances:  $\pm 1/4$ "

**Drop-in Hole Size:** N/A  
**Operating Capacity:** 50 Gal.  
**Overflow Capacity:** 84 Gal.  
**Floor Loading / sq.ft.:** 49.1 lbs.  
**Carton Wt.:** 140 lbs.  
**Cube:** 37.3 ft.<sup>3</sup>

**Construction:** Fiberglass reinforced acrylic bath with Level Form<sup>™</sup> full-support base.

We provide products listed with Intertek ETL SEMKO (Edison Testing Laboratories) U.S. and Canadian and with International Association of Plumbing and Mechanical Officials (IAPMO). Consult factory with your listing requirements.

|          |  |
|----------|--|
| Standard |  <p>A 120V system that includes a 1HP, variable speed blower with integral heater; automatic purge cycle; an electronic control that operates blower and blower speed for continuous, wave, or massage pulse modes; and a 20-minute timer.</p>  |
| Premier  |  <p>A 120V system that includes a 1HP, variable speed blower with integral heater; automatic purge cycle; (2) Chromatherapy mood lights; Automatic Ozone System; an digital control that operates blower and blower speed for continuous, wave, or massage pulse modes; enhanced user control options; and a 20-minute timer. Control keypad operates blower and blower speed for continuous, wave, or pulse massage modes, LED Chromatherapy lights, and shows equipment status, and time remaining.</p> |